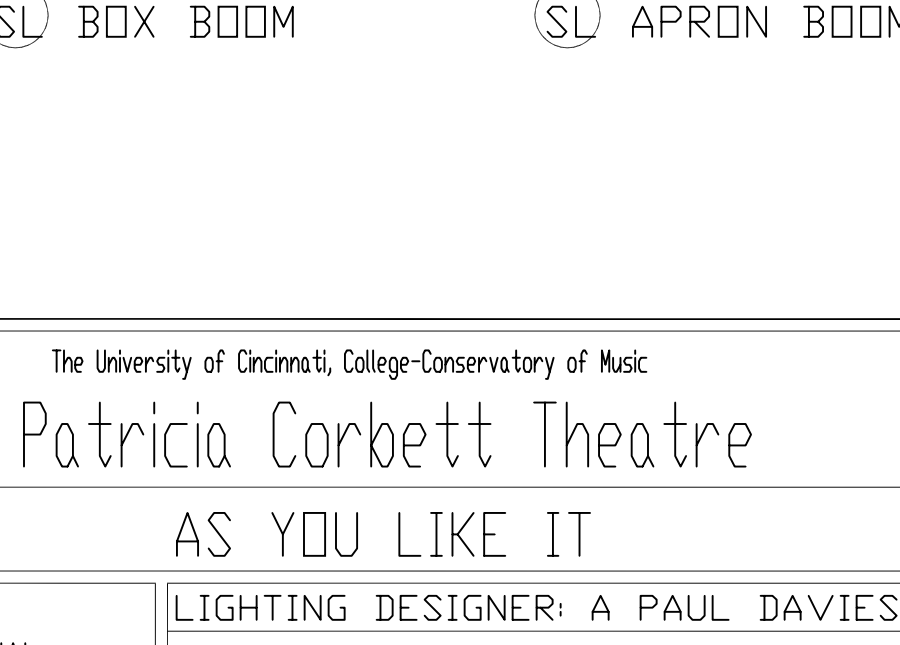
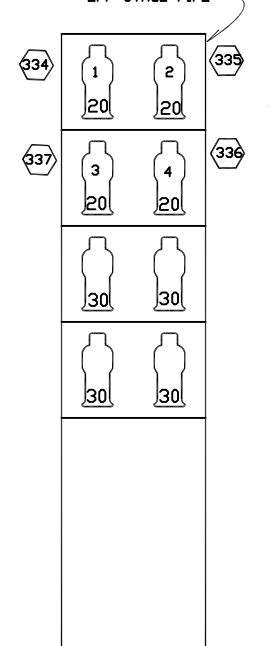
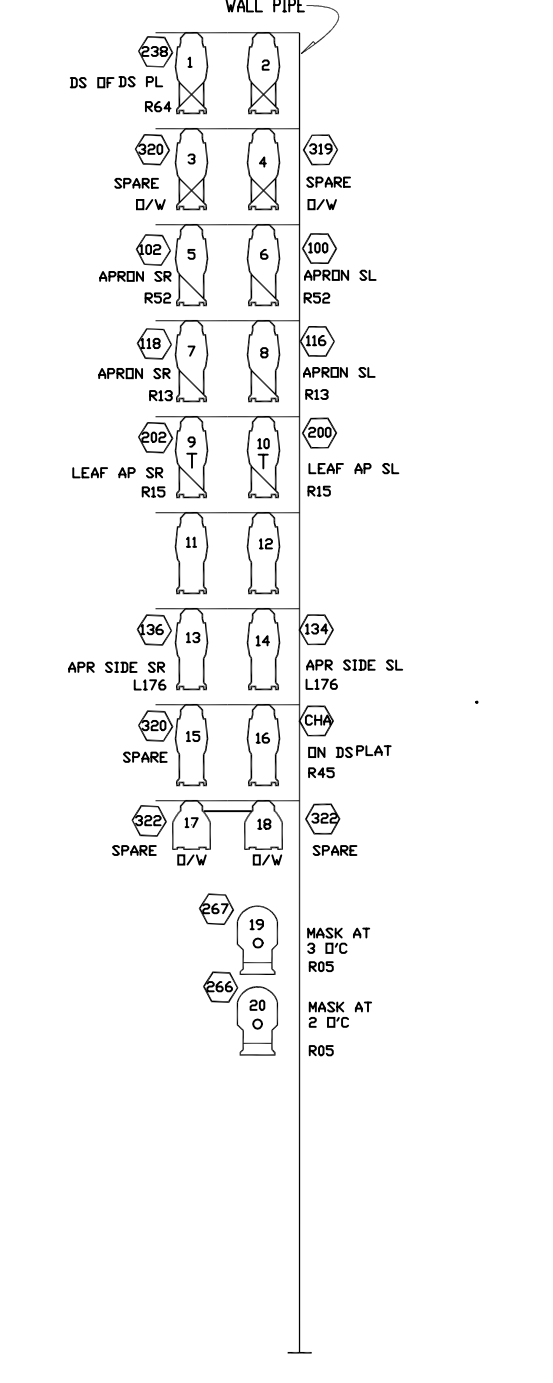
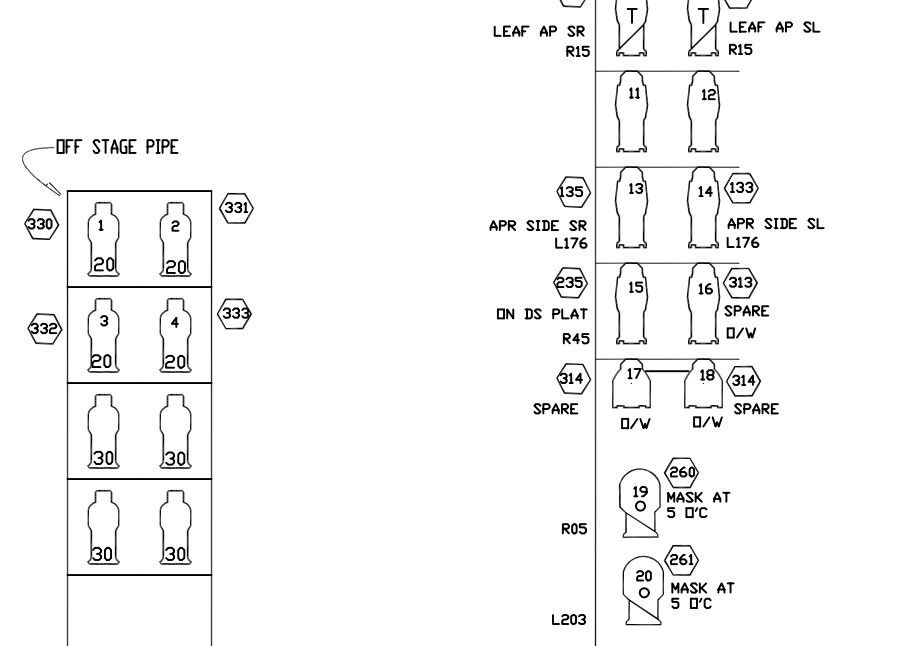
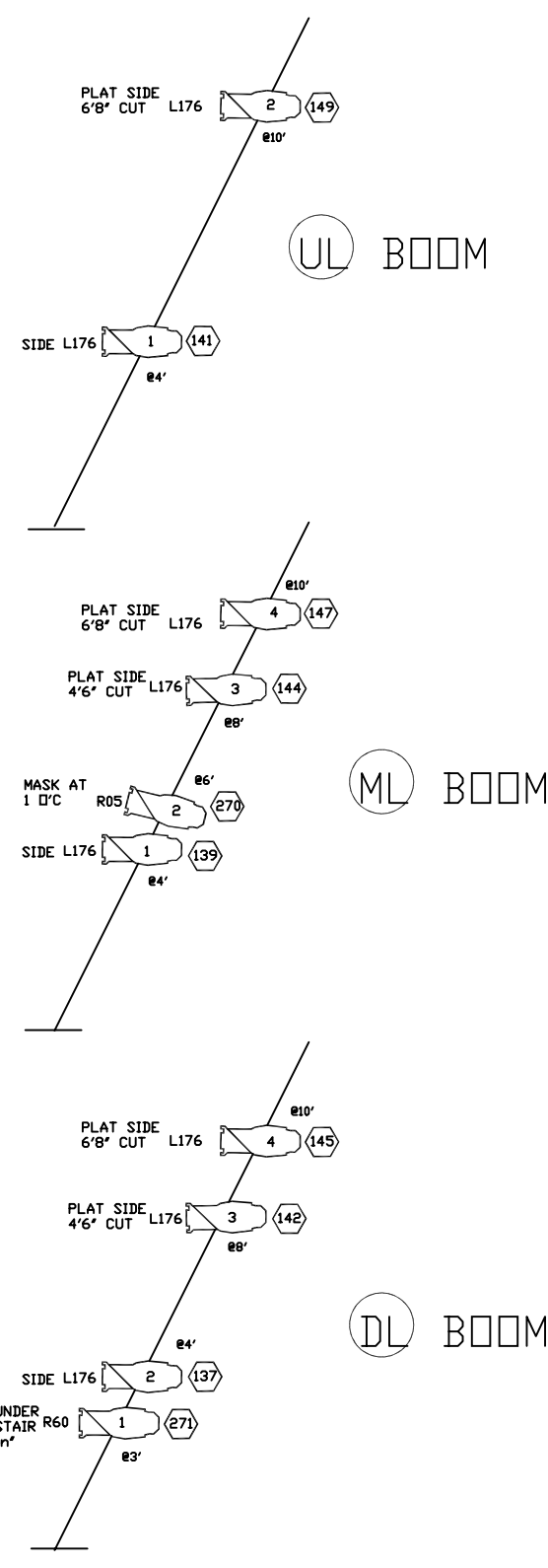
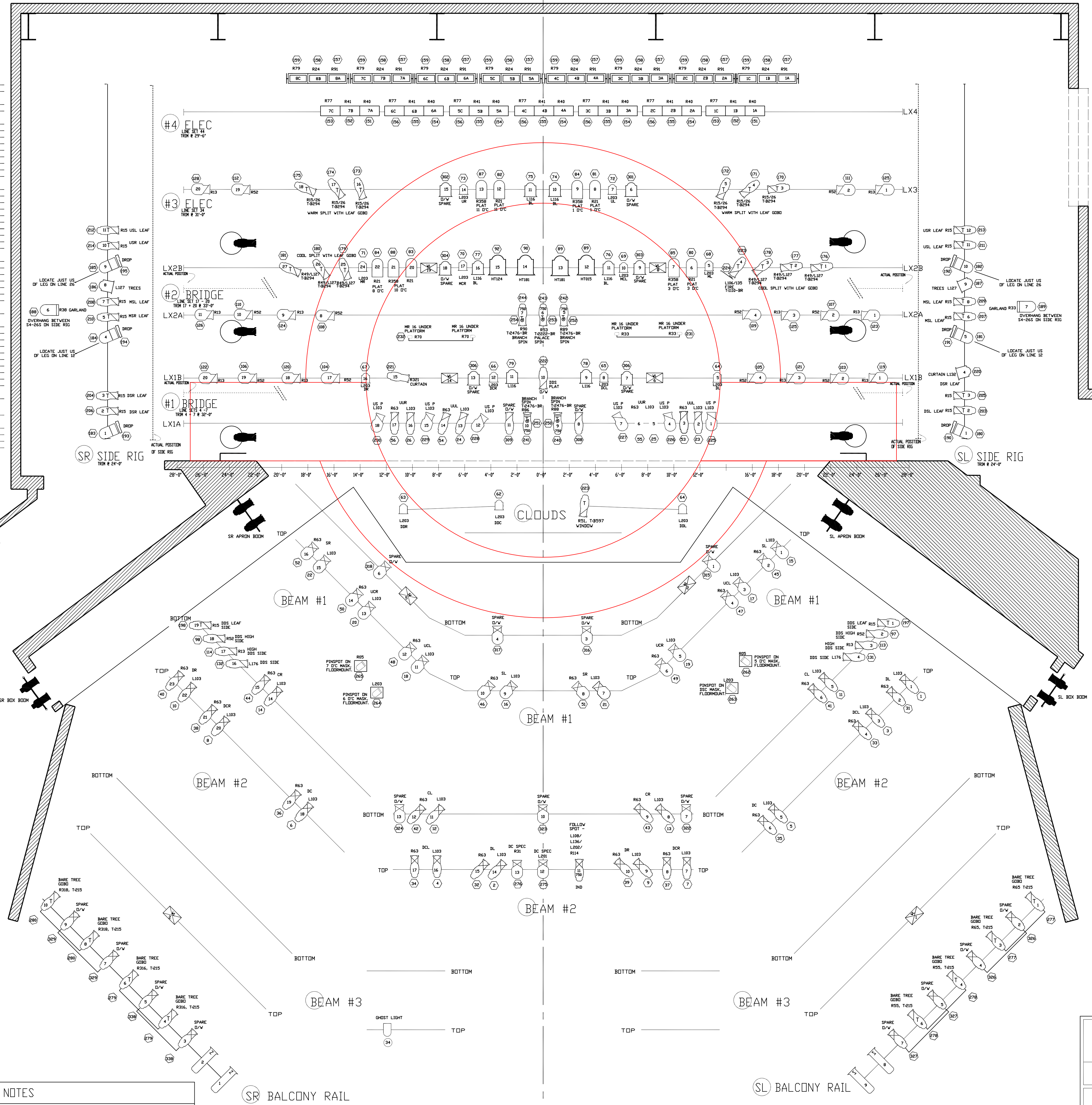


28'-0"	
26'-0"	
24'-0"	
22'-0"	
20'-0"	
18'-0"	
16'-0"	
14'-0"	
12'-0"	
10'-0"	
8'-0"	
6'-0"	
4'-0"	
2'-0"	
0'-0"	

CYCLORAMA	47
LEGS	46
ELECTRIC 4	45
BLACK SCRIM	43
BLACK TRAVELER	42
PANELS A+B	40
LEGS	38
BORDER	37
ELECTRIC 3	34
	33
	32
	31
	30
	29
	28
	27
LEGS	26
BORDER	25
PANELS D + E	24
	23
	22
ELECTRIC 2B	21
HAND RAIL	20
HAND RAIL	18
ELECTRIC 2A	17
GARLANDS	16
	15
	14
	13
	12
LEGS	11
BORDER	10
PANELS F + H	9
PANELS G + I	8
ELECTRIC 1B	7
HAND RAIL	6
HAND RAIL	5
ELECTRIC 1A	4
GRAND DRAPE	3
WVALANCE	1



KEY	
	PAR54 NSP, 1000W
	PAR54 MFL, 1000W
	PAR54 MFL, 1000W
	STRAND ZOOM, 600W
	BRDAD / MINI 10, 1000W
	GHOSTLIGHT - (PAR 30), 300W
	PAR 36 PINSPT, 100W
	MR16, 'BIRDIE', 75W
	ANIMATION WHEEL
	SCROLLER

TYPICAL	
	COLOR
	ACCESSORY
	MOUNT
	TWISTER
	CHANNEL
SLOT ACCESSORIES	
	IRIS
	TEMPLATE
	TWISPIN

NOTES

- SCROLLERS HAVE "ANGELS SCROLL" RS12, R99, R376, R68, R342 R26. DMX ADDRESS IS ADJACENT TO EACH.
- ANIMATION WHEEL HAS COLOUR ATTACHED TO IT. POWER FROM RELAY AND PATCH TO ADJACENT CHANNEL NUMBER.
- FINAL POSITION OF SET MOUNT MEGS AND PAR 36S BY AT TIME OF LOAD IN IN CONSULTATION WITH DESIGNERS.
- RIGGING HEIGHTS FOR BOOM LAMPS ARE NOTED ADJACENT TO THE UNIT E.G. 84".
- SL & DR BOOMS STAND ON 3" WALKWAY. HEIGHTS ARE FROM DECK.
- TWIN SPINS TO BE INSERTED AT SCENIC LOAD IN. DMX ADDRESS ADJACENT TO UNIT. DIRECTION OF SPIN TBA.
- WORK LIGHTS CONTROLLED FROM UNISON. CONNECT TO ANY "WL" CIRCUIT.

The University of Cincinnati, College-Conservatory of Music
Patricia Corbett Theatre
AS YOU LIKE IT

FINAL 4/17/00
 FILE NAME: AS YOU LIKE IT - LX

LIGHTING DESIGNER: A PAUL DAVIES
 RES. LIGHTING DESIGNER: JAMES H. GAGE
 RES. & SHOW M.E.: ROB HOLLAND
 ALD: ANDY OTT
 PERFORMANCE DATES: APRIL 12-16, 2000
 SCALE: 1/4" = 1'-0"

UNIVERSITY OF CINCINNATI
 COLLEGE-CONSERVATORY OF MUSIC
 THEATRICAL DESIGN & PRODUCTION
 LIGHTING DESIGN DEPARTMENT
 (513) 556-9446

PLATE:
 1 OF ONE

DRAWN BY: APD